

# EXAMINATION BRIEFING JC1



**2024 Term 4  
(FINAL EXAMINATION)**



# 2024 Promotion Criteria for JC1 Students

Assessment/Examination	H1 & H2 subjects
Weighted Assessment 1	15%
Weighted Assessment 2	20%
Final Examinations	65%
Total (Promotional Exam Score)	100%

**Final Exams will be held from  
2 October to 11 October.**

# Promotional Criteria

- In order to be promoted to JC2, all JC1 students have to obtain two H2 passes and one H1 pass in the Promotional Examination.
- H1 subjects can be GP, MT and H1 content subject.
- Project Work is not considered for promotional purposes for all students, including repeating students.

# A-level Grading System

<b>Marks Range</b>	<b>Grade</b>	<b>RP (H2 Subject)</b>	<b>RP (H1 Subject)</b>
70 - 100	A	20	10
60 - 69	B	17.5	8.75
55 - 59	C	15	7.5
50 - 54	D	12.5	6.25
45 - 49	E	10	5
40 - 44	S	5	2.5
0 - 39	U	0	0

# STANDARD RULES FOR SCHOOL-BASED EXAMS



# Absence from Exams

Students must inform the school (CT, CTA & Subject Tutor) if you are unable to sit for final examinations.

You are reminded that for all examinations, e-MC & parents' letters are **NOT** accepted to cover your absence due to illnesses.

If you are unwell and not able to come for Final Exams, you have to visit a doctor and obtain a medical certificate.

# Absence from Exams

## If you are unwell:

- with fever or flu-like symptoms, visit a doctor to obtain an MC
- unwell with contagious diseases such as chicken pox, HFMD, shingles, please see a doctor to obtain an MC and do not return to school until you have clearance from the doctor
- tested positive for Covid-19:  
For internal exams, positive ART results are accepted (submit a photo of the ART kit, indicating your name, class & date). If you have no more symptoms, you can return to school but you are required to wear a mask.

# Absence from Exams

- Zero mark will be awarded for students who are absent without an approved valid reason.
- The above is the **same** for WAs & FINAL EXAMINATIONS
- Students who absent themselves from exam without valid reasons may be ineligible for MOE or school based academic awards.



# Absence from Exams

- If your absence is supported with valid reasons, you will be allowed to sit for make up and the marks can be counted. The make up must be done within **3 working days**.
- If you are absent from FE without valid reasons, you will be awarded **zero** and there is **NO** re-basing using WAs.
- This implies that you have one subject **less** to consider for promotion criteria.

# Absence from Exams

- The consequences of forging a medical certificate for exams are severe.
- Students found guilty will face disciplinary actions.
- Additionally, their exam results will be void and this would tarnish your academic records.

# Attire

- Students may wear PE T-shirt/**Approved** College T-shirt + College bottoms (**Half-uniform**) for **examinations.**

# Approved College T-shirt

(1) College crest



**OR**

(2) SAINTS wording

**SAINTS**


# Students

## Students

Scholarship and Financial Matters


Calendar of Events and Important Dates

Student Handbook

Useful Links 


No one is Here By Chance – Saints Inspire

Examination & WA Schedule & Resources

- [Scholarship and Financial Matters](#)
-  [Calendar of Events and Important Dates](#)
- [Useful Links](#)
- [No one is Here By Chance- Saints Inspire](#)

**College website will update**

- (1) Exam Timetable (Final Exams)**
- (2) Exam Briefing slides**
- (3) SEAB rules and regulations**
- (4) A level Exam Timetable**
- (5) Approved Calculators**
- (6) Approved Dictionaries**



# Important Document

**2024 GCE A level  
Examination**

***Exam Rules &  
Regulation  
handbook***



# Calculators and E-dictionaries

- Any enclosed instruction leaflets that come with the calculator must **NOT** be brought into the exam venue.
- Only use **approved models** and ensure model number is **clearly visible**

***Refer to SEAB website / Rules & Regulations***

– Steps to reset GC : **pg 28 – 31**

**Note: During exams, you will not be allowed to use your GC if you do not know how to reset GC.**

– list of subjects where use of dictionaries are allowed : **pg 32 - 33**

# DON'TS



Singapore Examinations and Assessment Board

2024

SINGAPORE-CAMBRIDGE  
GCE A-LEVEL

EXAMINATION RULES AND REGULATIONS FOR CANDIDATES



Taken from **pg 8** of exam booklet

## 3.1 You must not have in your possession:

3.1.1 Any unauthorised electronic, communication, smart or computerised devices within the examination premises (e.g. examination venue, quarantine room, waiting room).

Examples of unauthorised devices include but are not limited to:

- **Computerised devices**
  - Tablet
  - Pocket PC
  - Personal Digital Assistant
  - Digital diary
  - eBook
- **Communication devices**
  - Mobile phone
  - Smart watch
  - Earphones
- **Smart devices**
  - Smart watch
  - Smart glasses
  - Fitness tracker
- **Other Electronic devices**
  - Camera
  - Audio recorder / player
  - Gaming device
  - Storage device

## 3.1.2 Any unauthorised materials

Examples of unauthorised materials include but are not limited to:

- Question paper from previous examination
- Writing paper
- Sticky note
- Book
- Entry proof from previous examinations
- Notes / reference material
- Conversion table / Formulae sheet in mathematical set or calculator cover

**All stationery / belongings taken into the examination venue (e.g. pencil case, calculator(s), mathematical set, ruler, entry proof) must not have any unauthorised notes / information written on them.**



# DON'TS



- Any form of communication is **NOT** allowed inside or outside the exam venue throughout the entire examination process.
- **Do Not write** any offensive or obscene materials in the scripts.
- Examination materials such as used or unused answer booklets and writing papers should **NOT** be removed from the examination venue.

# Before Exam

- For **morning papers**, report to the designated assembly venue.

(Monday, Thursday, Friday: Assembly on the track

Tuesday, Wednesday: Assembly at JC1 Exam Venues)

- For afternoon papers, report at the Exam Venue **at least 30 minutes before** the commencement of the examination.
- You are reminded to check the **Seating Plan** before entering the exam venue.
- Switch off handphones and place in your bag.
- Put your bag **inside** the exam venue and avoid bringing valuables to school.

# Before Exam

- All latecomers are to report to the invigilator.
- No make-up time will be given for latecomers (unless you have valid reasons such as affected by massive MRT disruptions)

# Please note that train delays must be major and will be reported on MOE, LTA & major news website.



Land Transport Authority – We Keep Your World Moving ✓

12 hours ago · 🌐

**#PSA** There will be no train service on the East-West Line (EWL) between Jurong East and Buona Vista stations on 26 September 2024.

LTA and SMRT engineers commenced recovery works since the afternoon after rains stopped, and will continue into the night. However, as the damage to the tracks is extensive, more time is required to do the necessary repairs and replacements. The LTA and SMRT will do a thorough check of all the first-generation Kawasaki Heavy Industries trains overnight, before they are put into service.

Free regular bus services between Boon Lay and Queenstown stations will be available on 26 September; free bridging bus services will be available between Jurong East and Buona Vista stations. To ensure that commuters can continue their journeys, shuttle train service between Buona Vista to Queenstown stations, and also between Jurong East to Boon Lay stations will operate at 10-minute intervals.

To manage the expected high volume of passengers transferring from trains to buses at Jurong East and Buona Vista stations, we will continue to deploy more bridging buses, including double-deck buses as well as staff to manage crowds at these bus bridging points.

The Singapore Examinations and Assessment Board have assured examination candidates that they will not be penalised for being late due to train service disruptions. Candidates will be given the full duration of the paper if they reach the examination centre before the end of the paper. Parents can refer to MOE's social media platform for more information.

We will give a further update tomorrow morning.



Ministry of Education, Singapore ✓

15h · 🌐

## East-West Line train disruption

**For students who are taking the PSLE tomorrow, don't worry. Your school has briefed you before on what to do. Here's a recap.**

**If you are not on time for your examination,**

- call your exam centre to inform them.
- continue making your way to your exam centre, or the nearest centre/school.
- approach the staff at the MRT stations' Passenger Service Centre if you need help with directions.
- you will not be penalised for being late to your exam due to the train service disruption.
- you will be given the full duration of the paper if you reach your exam centre before the end of the paper.



# Major Train Service Disruptions

- Inform your CT, CTA & Subject Tutor immediately
- You do not need to produce an excuse letter from the MRT station.
- Continue to make your way to school
- You will be given full duration to sit for the exam

# When Inside Exam Venue

- Observe **absolute silence** when inside the exam venue
- Place **student pass** or **NRIC** on the desks
- Only start writing or reading when told to do so by an invigilator. Do not flip open / turn over the question paper until you are told to do so.
- **Stay for the entire exam duration.** You are not allowed to leave the exam venue to go toilet during **the last 15 minutes** of the exam.
- Raise your hands to get the attention of the invigilator to visit the toilet.

# Writing of Name

- You are given 1 minute to write your name **before** the commencement of the paper. You should only write your name when instructed to do so.
- You are not allowed to write your name after the end of the paper.

- In line with updated SEAB exam rules
- Difficult to monitor if students are really writing names

# “Stop Writing” Announcement

- At the ‘**Stop Writing**’ announcement, stop writing and put down your pen immediately

For school-based Exams

- **First time offenders:** deduction of marks
- **Repeat offenders:**
  - Zero marks for the subject
  - Parents to meet Principal
  - “Fair” conduct grade



# Common Exam Irregularities reported

- Students entered the exam venue, put down their bags, then went to the toilet.
- Latecomer did not report to invigilator to mark attendance.
- Continued to write after time is up.
- Students caught talking while scripts were being collected.

# Exam Irregularities

## Severe:

- Cheating
- MC forgery
- Continuing to write after paper has ended
- Communicating with others
- Writing/ Reading before paper begins
- Possess unauthorised materials and/or items







## Others:

- Improper attire / grooming
- Did not present proof of identity
- Eating (only plain water is allowed, unless student has applied for Access Arrangement)

## ANNEX E: DOs and DON'Ts for the examinations

# Are you ready for your examination?

*This list is not exhaustive and serves only as a guide. You are advised to read the Examination Rules and Regulations thoroughly before sitting for your examinations.*

-  1. **Do** read the Examination Rules and Regulations booklet and be familiar with the examination procedures for the different papers that you have registered (*e.g. written, oral, listening comprehension, science practical, etc*).
-  2. **Do** check your examination timetable and prepare the necessary items for the examination (*e.g. entry proof, Photo ID, pen, 2B pencil and other essential stationery items*).
-  3. **Do** ensure that the items that you brought into the exam venue are allowed for use during examination (*e.g. calculators, dictionaries, etc*).
-  4. **Do** dress appropriately.
-  5. **Do** allocate sufficient travelling time to your examination centre so that you can report at least 30 minutes before the start of your examination.
-  6. **Do** listen to all announcements given by the examination personnel carefully. Submit your answer scripts to the examination personnel before you leave the exam room.

5. **Don't** bring any unauthorised devices or materials into the exam venue. Make sure all stationery or belongings taken into the exam venue (*e.g. mathematical set, pencil case, entry proof*) are free of any unauthorised writings, notes, or formulae sheet in them.
6. **Don't** commit or attempt any acts of dishonesty, improper conduct, misbehaviour or support such acts during the examination.
7. **Don't** start writing or open the question/ answer booklet until you are told to do so.
8. **Don't** continue to write after the **stop writing** announcement has been made by the examination personnel.

**ALL THE BEST FOR  
YOUR EXAMS!**

