



Academic Strategies Seminar 2018

Project Work



Scope

1. Aim of PW
2. PW Exam
3. The PW Cycle
4. Strategies
5. Resources
6. Deadlines
7. Areas to Strengthen
8. How to Support your Child



1. Aim of PW

Project Work is a **learning experience** to provide students with the opportunity to

- **synthesise knowledge from various areas of learning,**
- **critically and creatively apply it to real life situations**

This process enhances your knowledge and enables you to acquire skills like **collaboration, communication and independent learning,** preparing you for lifelong learning.



Learning Outcomes

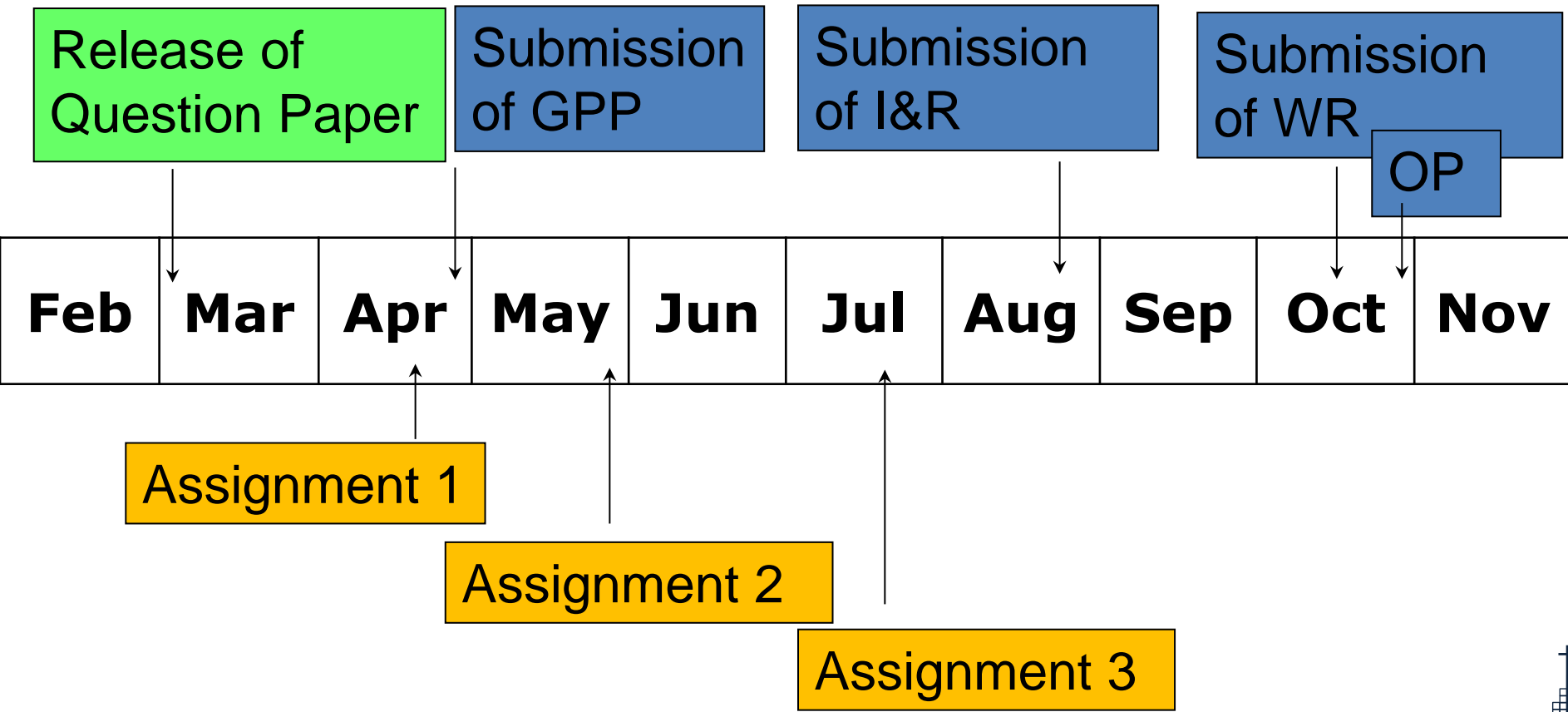
Domains	Learning Outcomes
Knowledge Application	Students will acquire the ability to make links across different areas of knowledge and to generate, develop and evaluate ideas and information so as to apply these skills to the project task.
Communication	Students will acquire the skills to communicate effectively and to present ideas clearly and coherently to specific audience in both the written and oral forms.
Collaboration	Students will acquire collaborative skills through working in a team to achieve common goals.
Independent Learning	Students will be able to learn on their own, reflect on their learning and take appropriate actions to improve it.

2. PW Exam - Distribution of Marks

<u>Components</u>	<u>Group</u>	<u>Individual</u>	
1a) Written Report	40%	-	} 50%
1b) Insights & Reflections	-	10	
2) Oral Presentation	11%	39	50%
	<hr/>	<hr/>	
	51%	49%	

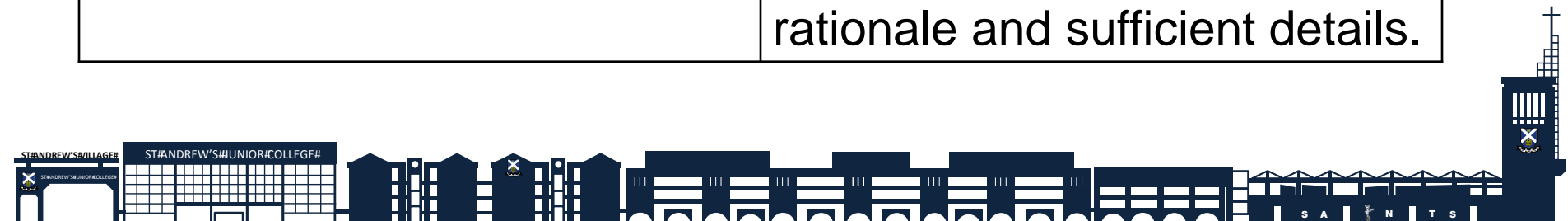


3. PW Cycle



4. Strategies – Individual Project Proposal

Components	Rationale
Choice of topic	To identify a topic that fulfils the Project Task
Reasons for choice of topic	To justify the purpose/rationale of topic
Case Study and Learning Points	To choose a relevant Case Study and derive appropriate Learning Points that inspires strategies for project
Strategies and its rationale	Propose two strategies. Each strategy should have rationale and sufficient details.



Core skills to be covered in IPP

Skills	Rationale
Question analysis	To helps them to understand the Project Task
Topic ideation	To justify the purpose/rationale of topic
Analysis of Case Study	To choose a relevant Case Study and derive appropriate Learning Points that inspires strategies for project
Generation of Ideas & Analysis and Evaluation of Ideas	To develop creative and critical thinking



Strategies – Primary Research Plan

Components	Rationale
Plan of survey / interview / observation	To help students identify the data they require and channel their research effort in those direction
Data Analysis	To ensure primary research is properly carried out To pick out data useful for substantiating claims



Core skills to be covered in PRP

Skills	Rationale
Questionnaire construction Interview questions Observation Plan	To develop critical thinking, info-search and collaborative skills
Data presentation	To develop presentation skills
Data analysis	To develop analytical thinking

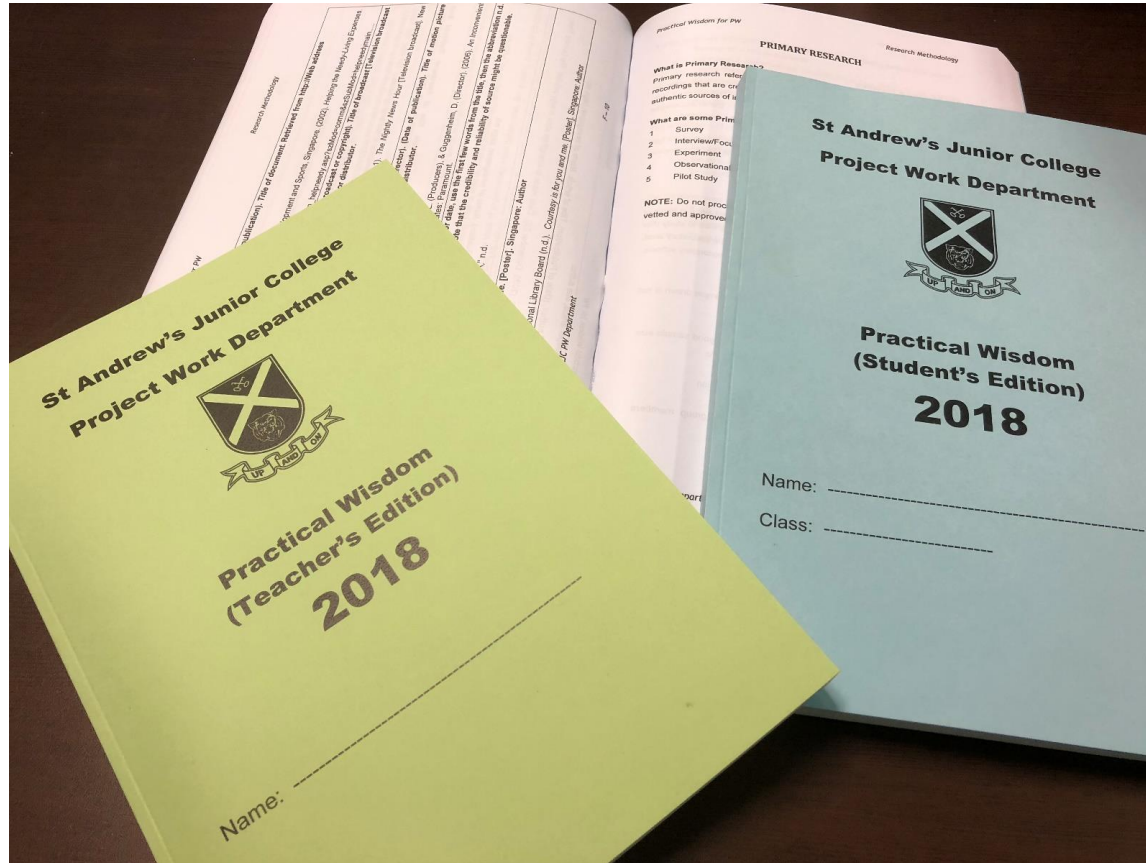


Thinking Routines

Creative	Critical
SCAMPER P-A-L 7 'S' technique	5W1H Decision-Making Matrix SWOT Analysis Models of Reflection



5. PW Resources



6. Deadlines

Written Report (tentative)

Draft 1	25 May
Draft 2	7 Aug
Draft 3	3 Sep
Final	22 Oct

Oral Presentation

PW Intensive	10 Oct – 30 Oct
Exam	31 Oct – 12 Nov



7. How to Support Your Child?

- Encourage your child to
 - Be keen on current affairs, read newspapers, watch news, etc
 - Have a curious mind
- You may be a valuable resource
 - You can be the resource person or tap on your network to help them find suitable resource persons



7. How to Support Your Child?

- Share your experience in
 - Project management
 - Relationship management
- Open your homes for group meetings



Thank You

